




# Tips for Teaching Elective or Core Learners in a Busy Clinical Practice



It is important to provide both elective and core learners with meaningful and rich learning opportunities that are also manageable for you as a clinical teacher. The learner experience should focus on their personal learning objectives and the core elements of the discipline to which you want to expose them.

## Preceptor Objectives

-  Share opportunities and challenges to make learner placements a valuable experience.
-  Show how your discipline and practice are socially accountable and adapt to the needs of the communities and populations you serve.
-  Assign meaningful projects to learners during any clinical down time.

## Supporting Learners Through the Stages of a Clinical Placement

Before Arrival	<ul style="list-style-type: none"> <li>• Meet with your team to clarify learning options for the learner and provide the team with the learner's background information.</li> <li>• Review safety protocols.</li> <li>• Establish how you will schedule patients to accommodate the learner.</li> </ul>
On Arrival	<ul style="list-style-type: none"> <li>• Provide the learner with an orientation, a dedicated workspace, and the tools they need.</li> <li>• Establish clear expectations and plan how to meet specific learner and discipline objectives.</li> <li>• Review the schedule and establish guidelines on how to manage virtual and/or in-person visits.</li> <li>• Discuss educational activities that will aid the learner. Consider drafting an educational plan or learning contract.</li> </ul>
Daily	<ul style="list-style-type: none"> <li>• Clarify time expectations for patient visits.</li> <li>• Establish when the learner should touch base with you.</li> <li>• Debrief at the end of the day to review daily successes, provide feedback, and outline the plan for the following day.</li> </ul>
Weekly	<ul style="list-style-type: none"> <li>• Select specific patients in your practice best suited to meet the learner's needs and discipline objectives.</li> <li>• Consider brief weekly check-ins to discuss learner progress and identify new opportunities for learning in upcoming weeks.</li> </ul>
End of placement	<ul style="list-style-type: none"> <li>• Complete required evaluations and review with the learner prior to their departure.</li> <li>• Ask learner for feedback on their experience and your teaching.</li> </ul>

Contact CEPD with feedback, comments, and suggestions.  
<https://www.nosm.ca/education/cepd/>

